




What is *your* heritage?

Today:

1. Introduce the concept of heritage.
2. Reflect on our local history.
3. Start planning a history and heritage walk!



Starter: what do you know about your **local history**?





- Make a list or do a mind map! Get it all down...don't worry if the list is a bit short!



How is 'local history' different to 'history'?

- There are many different types of history.



How is 'local history' different to 'history'?



Local history tells the story of your local area. In this case, we will refer to Flintshire, Holywell or North Wales.

History is the term we can use for all types.

What is heritage?

Built Environment



Natural Environment



Artefacts



THE HISTORY OF NORTH EAST WALES IN 100 OBJECTS

- <https://www.newwalesheritageforum.org.uk/en/the-history-of-north-east-wales-in-100-objects/>
- These objects have been selected by local history groups to reflect what the communities of North East Wales think is most significant about the history and heritage of the region and its individual towns and villages.
- The objects are drawn from locations right across the region, spanning centuries of history and archaeology and relating to dozens of key themes, subjects, personalities and events.

THE HISTORY OF NORTH EAST WALES IN 100 OBJECTS

- <https://www.newwalesheritageforum.org.uk/en/the-history-of-north-east-wales-in-100-objects/>

- These objects have been selected by groups of people to reflect what the community thinks is important about the history of the area.

Your task for now is to look at each of the 100 items in the link above!

This should take 5-10 minutes



What was the most interesting item? Why? Make a note of it...

events.

and towns

spanning

of the

The aim is...



- You should be **planning** a 'history and heritage' walk.
- This lesson is the **preparation stage**.
- This is the opportunity to **plan your trip** out.





If you could go anywhere in Wales on a heritage quest...where would you go and why would you go there? Explain in detail, put a link to the relevant website and put a picture.

Choose a place of historical significance within walking distance of your house. Find out detailed information about this by using the internet. Make a list of questions you still have. Plan your visit – what will you look for? Will you take pictures?

Make a list of historic things you could visit and take pictures of around where you live. Start to make notes and jot down things to look out for. Draw a simple map using the internet to help you and mark in the places you could visit during your screen free lesson.

What history could you find if you walked around your local area? Make a list of places and look them up on the internet. Make some notes of the things you could see if you went on a history walk.

Useful sites:


- <https://www.newwalesheritageforum.org.uk/en/the-history-of-north-east-wales-in-100-objects/>
- <https://www.stwinefrideswell.org.uk/>
- <https://greenfieldvalley.com/discover-greenfield-valley-history/history-industrial-revolution-north-wales/>
- <https://holywell.wales/visit-holywell/holywell-town-centre/>
- <https://cadw.gov.wales/visit/places-to-visit/basingwerk-abbey>



These are just a sample....your town is full of heritage!!

Now you are ready to go!

- Go to visit your historical places within walking distance.
- Take some photos OR draw some pictures!
- Read the plaques or information at the sites



or

If you can't go out walking....
Take some books from the library and
get a large piece of paper. Draw and
label some pictures about Wales and
History.

